


## Optional Items



265017650G(03)



Laser Cutter

# GCC LaserPro

# MG380Hybrid

Enjoy the best combination of CO<sub>2</sub> laser technologies

Specification		MG380Hybrid	
Model Name		MG380Hybrid-12100	MG380Hybrid-30100
Laser Wattage		RF driven metal laser tube: 12W DC driven glass laser tube: 100W	RF driven metal laser tube: 30W DC driven glass laser tube: 100W
Laser Source		Sealed CO <sub>2</sub> Laser	
Laser Cooling		Metal tube: Air-cooled / Glass tube: Water-cooled	
Working Area		960 x 610 mm (38 x 24 in.)	
Max. Part Size (L x W x H)	All doors closed	1041 x 635 x 165 mm (41 x 25 x 6.5 in.)	
	All doors open	1041 x ∞ x 165 mm (41 x ∞ x 6.5 in.)	
Dimensions (W x D x H)		1750 x 1242 x 1017 mm (68.9 x 48.9 x 40 in.)	
Driving Motor		Closed-loop DC servo control	
Maximum Cutting Speed*		1.01 m/s (40 in/s)	
Speed Control		Adjustable from 0.1~100% ( Up to 16 color-linked speed settings per job )	
Power Control		Adjustable from 0~100% ( Up to 16 color-linked power settings per job )	
Engraving Capability		256-level gray scale image processing capability	
Distance Accuracy		0.254 mm or 0.1% of move, whichever is greater	
Resolution (DPI)		Available 125, 250, 300, 380, 500, 600, 760, 1000	
Z-Axis Movement		Automatic	
Focus Lens		Standard 2.0", optional 1.5", 3"	
Interface		10 Base-T Ethernet USB Type-A 2.0  – For USB storage (Max. 32GB capacity, FAT file system) USB Type-B 2.0  – For connecting with the computer	
Safety		Class I Laser Product Compliant with EN60825, Class II Laser Product Compliant with CDRH, 2006/42/EC Machinery Directive Compliance Class 4 Laser Product Compliant with CDRH with the optional pass-through door module	
Operation Voltage		200-240VAC, 50/60Hz auto switching, Max. 8A	
Power Consumption		1540W	
Water Chiller		External water chiller required	
Fume Extraction System		External exhaust system with minimum flow rate 800m <sup>3</sup> /h (CFM 471 ft <sup>3</sup> /min) is required, 2.3kPA negative pressure (Pure-Air PA-1500FS @ 4" & 8" exhaust port)	

\* Speed is not equal to throughput. See dealer or visit [www.GCCworld.com](http://www.GCCworld.com) for more details.

\*\* File transmission at USB 2.0 Full Speed rate.

△ Specifications are subject to change without prior notice.


\*\*\*Please use certified brands by GCC for LaserPro USB storage, kindly refer to GCC User Manuals for more details.

■ TW Patent I430864.

■ US Patent 8,748,775 B2.



Authorized Dealer



[www.GCCworld.com](http://www.GCCworld.com)



GCC Headquarters 4F-1., No.236, Fude 2nd Rd., Xizhi Dist., New Taipei City 22151, Taiwan  
GCC China No.1, Chen Feng Road, Yushan, Kunshan, Jiangsu 215300, China  
GCC Europe B.V. Eglantierbaan 43-45, 2908 LV, Capelle a/d IJssel, The Netherlands  
GCC America, Inc. 20550 Carrey Road, Walnut, CA 91789, USA

886-2-6616-6692 Fax : 886-2-2694-6875  
86-512-5726-1515 Fax : 86-512-5726-1518  
31-10-458-9367  
1-909-718-0248 Fax : 1-909-718-0251  
US & Canada Only Toll Free: 1-888-284-5211



## MG380Hybrid

- 960 x 610 mm (38 x 24 in.) working area
- Closed-loop DC servo control for precise and rapid movement of the laser carriage
- MG380Hybrid model for versatile cutting and engraving applications
- Reliable RF driven metal laser and DC CO<sub>2</sub> glass laser tube
- Pass-through doors for cutting of oversized objects (optional)
- Uniquely innovative user-friendly features



## Laser Cutter

# GCC LaserPro MG380Hybrid



### GCC LaserPro MG380Hybrid

The GCC LaserPro MG380Hybrid is equipped with metal laser tube and glass laser tube at the same time which allow user to produce superior engraving and cutting work piece. All in one machine save your storage space and make your profit maximum. The GCC LaserPro users always have an edge over the others with numerous uniquely innovative and user friendly features.

### Superb Engraving and Cutting Quality

Embrace total solution in one machine. Innovative GCC LaserPro MG380Hybrid deliver superior engraving and cutting result by its high end technology.




### Programmable Origin

Easy-to-use position modes allow the operator an effortless way to setup a job with Drag-N-Engrave. Repetitive workflows can be drastically simplified by relocating the origin position to any desired location.

### Emergency Stop

Big red button located on the top of the machine allows operators to stop the laser and the motion carriage immediately to provide a highly safe operational environment.



### SmartBOX™ (Optional)

This innovative design is composed of a ventilation box, a honeycomb table and easily rearrangeable magnetic supporting pieces. The SmartBOX™ provides great cutting quality and remarkably enhances air extraction.

### Motion System with DC Servo Motor

The GCC LaserPro MG380Hybrid utilizes a high speed closed-loop DC servo motor for precise and fast carriage movement to ensure exceptionally accurate cutting outputs.




### Pass-Through Front and Rear Doors (Optional)

Optional front and rear door design enables operators to load extremely long working pieces.

### AutoFocus (Patented)

Patented AutoFocus adjusts the laser engraver to the precise focal point on the engraving area automatically. The AutoFocus is the most effective lens-focusing tool that prevents human error.



### Easy-to-use Control Panel

Designed for simplifying complex tasks, the GCC LaserPro MG380Hybrid's user-friendly interface is a great facilitator to provide powerful function settings.